



Let's Solve

# Cloud Integration Management



A Larsen & Toubro  
Group Company

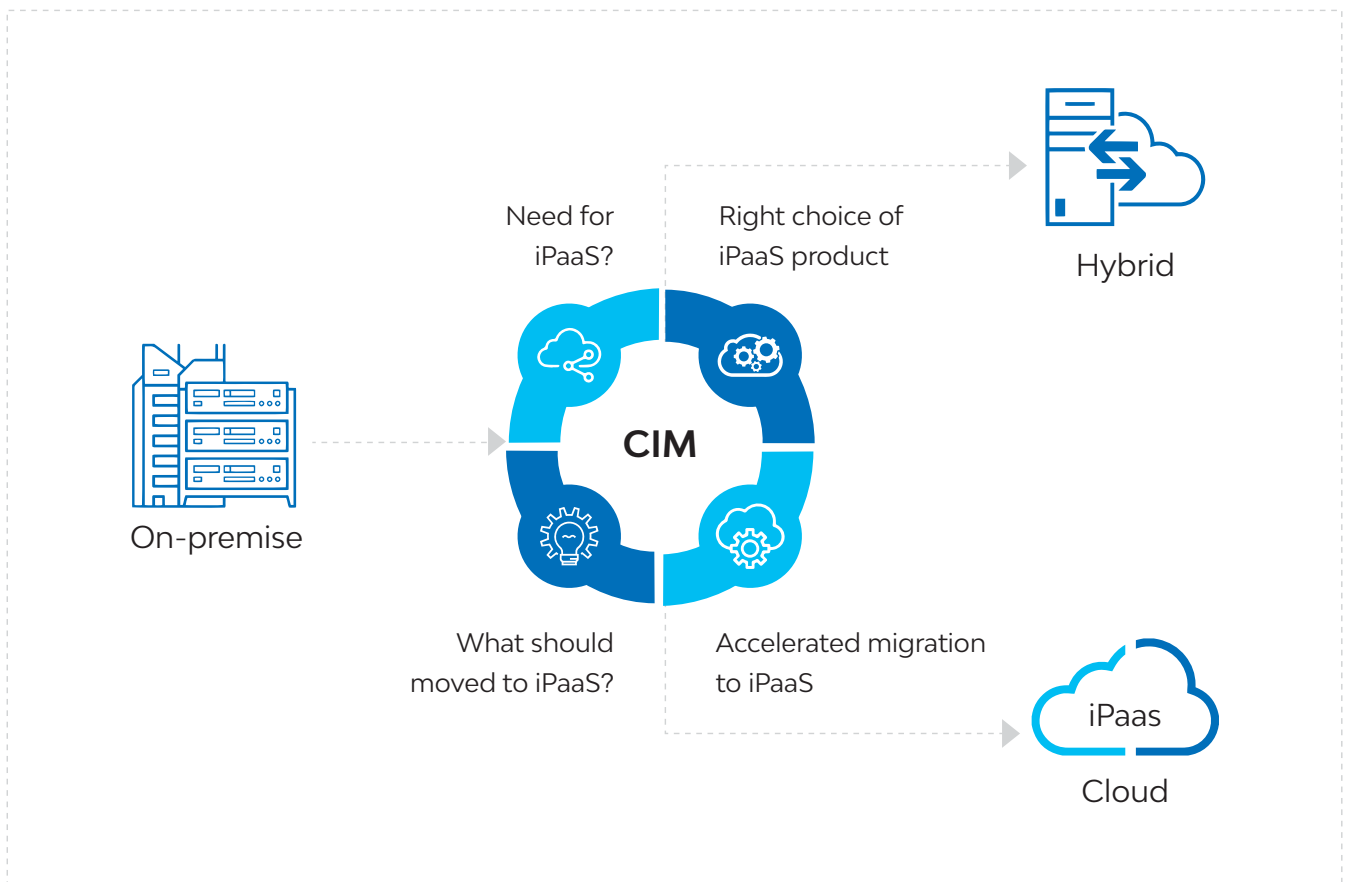
# Cloud Integration Management: The New age Integration Technology

These days, most of the organizations want to take advantage of the cost, flexibility and agility of the cloud, and hence, they are looking for alternate ways of integration. LTI's Enterprise iPaaS helps organizations to manage current integration requirements, with future-proof integration solutions.

Enterprise iPaaS is a high-growth technology segment. Market analysis expects that this segment's compound annual growth rate (CAGR) to be 20% plus through 2020, making it one of the

fastest-growing subcategories in the application infrastructure and middleware market.

An Integration-Platform-as-a-Service (iPaaS) provides a multitude of capabilities to enable users to implement data, application, API and process integration projects, spanning across cloud-resident and on-premises endpoints. This is fulfilled by designing, building, executing and deploying between integration end-points, and ensuring a bridge is created for the flow of information.




**Figure 1:** Cloud Integration Management (CIM) framework

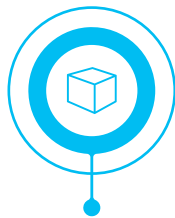
# LTI's Cloud Integration Management

LTI's Cloud Integration Management (CIM) is a framework that enables user to take an informed decision when it comes to deciding the best possible and feasible integration solution for the organization. CIM framework helps in four key aspects given below-


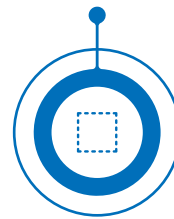
Assess current integration landscape for iPaaS need



Helps in Interface selection for iPaaS movement



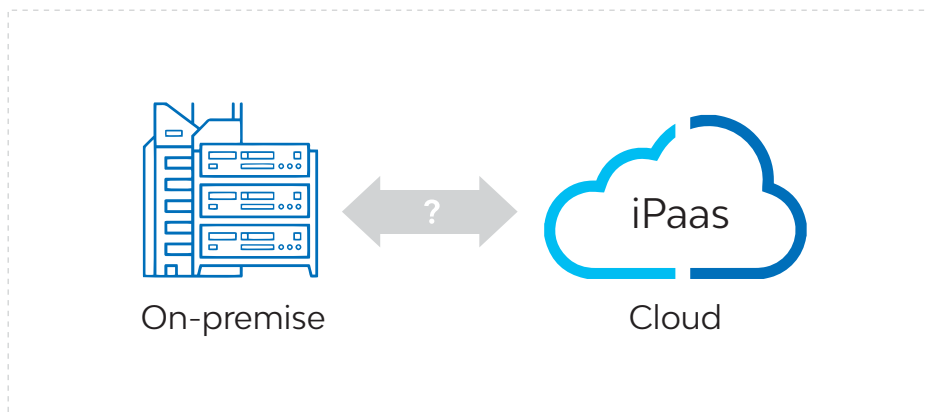
Recommend best fit iPaaS product, if needed



Fasten on-premise to iPaaS migration with accelerator

## The Need for iPaaS

It is questionnaire-based online assessment tool, which helps understand whether existing ESB-centric Integration landscape is adequate for current and future Integration needs, or you should move to an iPaaS-centric solution.



**Figure 2:** LTI's CIM Framework - Need for iPaaS

The tool collates responses around various dimensions listed below, and arrives at a final score.

Existing and future  
Integration landscape



Cost of building and  
running Integrations



Business needs around expedited rollouts  
to support new application footprint and  
data-driven Integration strategy


Scalability, operational and  
governance requirements of  
the organization



It also further lays down the suggested roadmap, in case no clear decision can be taken based on the information filled in.

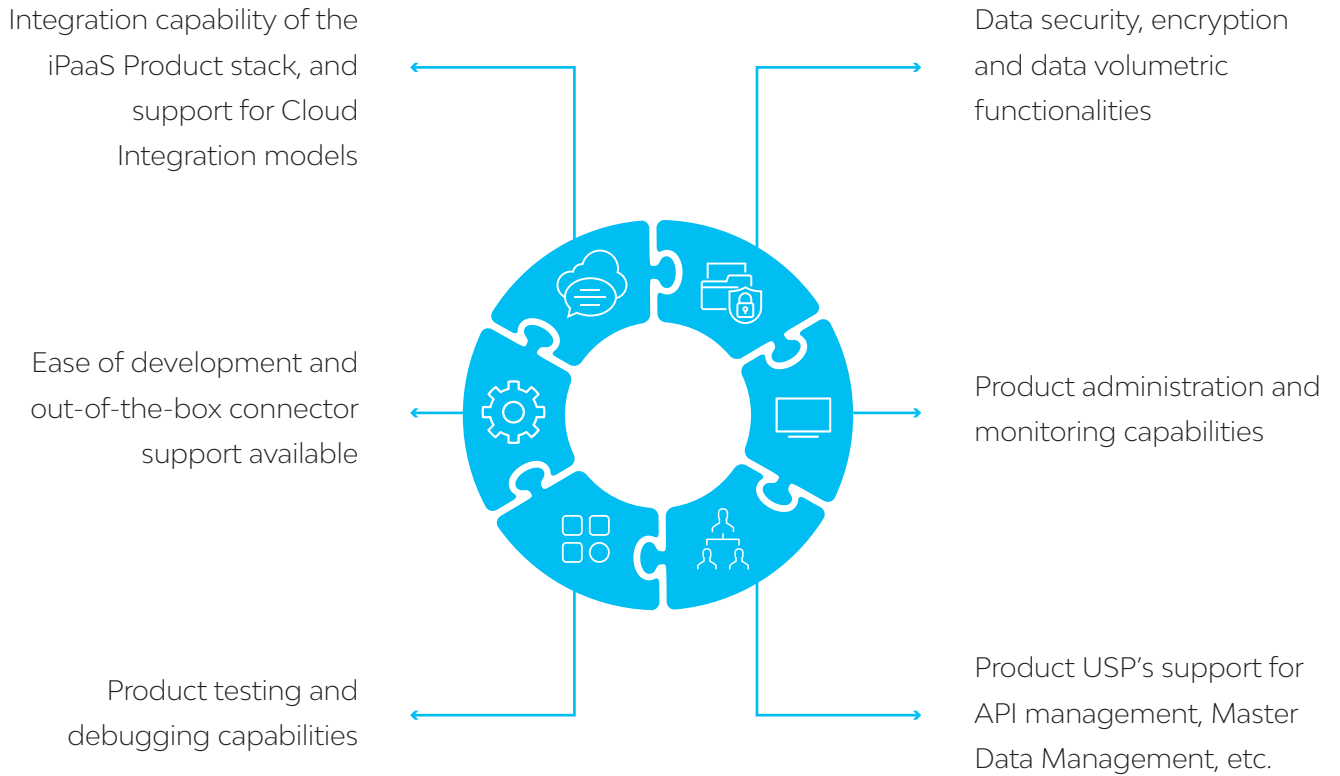
## Right choice of iPaaS product

An online self-assessment and recommendation tool, which compares the top iPaaS Platforms available across the market, such as Dell Boomi, Mulesoft, Snaplogic, Informatica, against each other, and recommends best suitable tool for your Integration needs.



**Figure 3:** LTI's CIM Framework – Right choice of iPaaS product

It looks into various aspects of the Product, as well as customer requirements

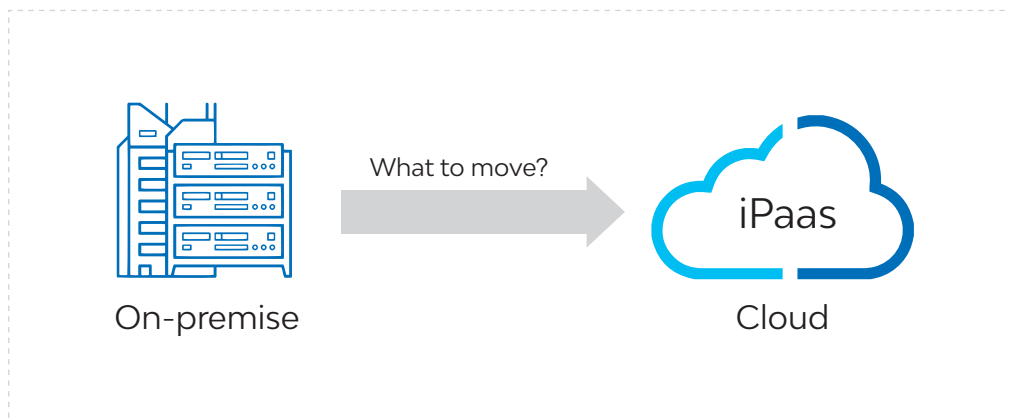


Based on the above categories and parameters, CIM tool evaluates each of the selected Products, and recommends the best Product fitment for your organization. It also lays the suggested roadmap on how you could go about setting up the PaaS platform and further assessments, which needs to be done to arrive at exact Product fitment.

## What should move to iPaaS?

Most organizations have varying degrees of Integrations solution already in place, which decides the maturity of the Integration landscape.

Based on LTI's myriad Integration experience across customer and domain, LTI has created framework with a set of guidelines/ recommendations, to help decide which of the interfaces can continue to be leveraged in the existing ESB, and which can be moved to an iPaaS solution. This Framework also recommends indicative efforts for migration and the best path of such a planned migration.



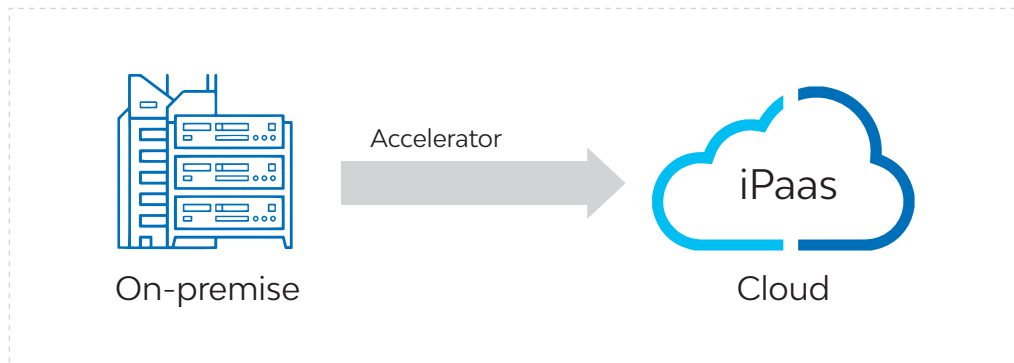
**Figure 4:** LTI's CIM Framework – What should move to iPaaS?

LTI looks at an Augmentative approach, where your existing investments in the ESB layer are leveraged to the maximum extent, and at the same time, getting your organization ready for a cloud-centric and digital future.

## Accelerated migration from On-Premise to iPaaS

As part of future roadmap and integration strategy, if you choose to adopt iPaaS, and decide on a) iPaaS Product for your organization, b) List of integration points or interfaces move to iPaaS, then the next task is to come up with a migration approach that should help to do the same in the shortest duration.

We, at LTI, have come up with tools and accelerators, which would automatically move your existing interfaces (already built on ESB, such as webMethods or Tibco), to the selected iPaaS products, such as Dell Boomi or Mulesoft.



**Figure 5:** LTI's CIM Framework – Accelerated migration from on-premise to iPaas

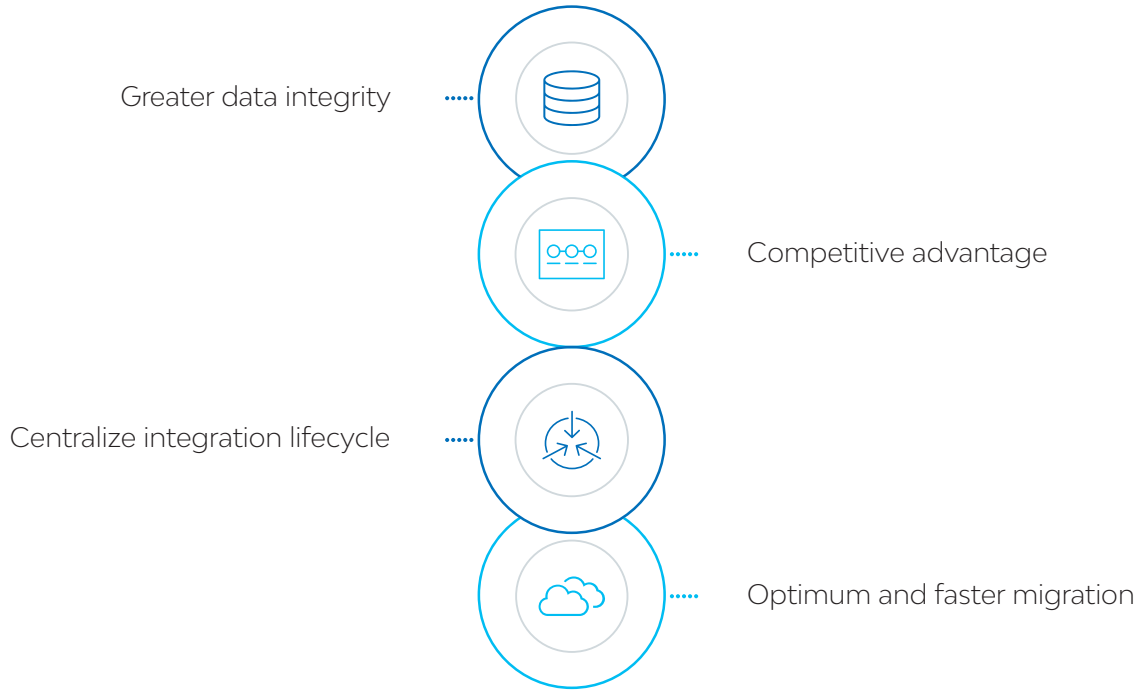
These are automated migration tools, focusing on minimal development effort to save a lot of effort and error. LTI has come up with a comprehensive migration strategy, which would help fast forward your adoption to your new iPaas tool.

## Key Implementation

Objective	LTI Solution	Business Benefits Delivered
<p>A US-based, worldwide manufacturer of lifting &amp; material handling solutions for a variety of industries, required an Integration platform between their in-house Applications, Tools and External Trading Partners.</p>	<p>Employ iPaas middleware for 'real-time' interfaces, and Informatica for batch interface</p>	<ul style="list-style-type: none"> <li>• 25% Faster time-to-market / ROI</li> <li>• Integration was Cloud -developed and Cloud -managed</li> <li>• Centralized integration lifecycle</li> </ul>



# Additional Benefits



---

LTI (NSE: LTI, BSE: 540005) is a global technology consulting and digital solutions company helping more than 300 clients succeed in a converging world. With operations in 29 countries, we go the extra mile for our clients and accelerate their digital transformation with LTI's Mosaic platform enabling their mobile, social, analytics, IoT and cloud journeys. Founded in 1997 as a subsidiary of Larsen & Toubro Limited, our unique heritage gives us unrivaled real-world expertise to solve the most complex challenges of enterprises across all industries. Each day, our team of more than 25,000 LTItes enable our clients to improve the effectiveness of their business and technology operations, and deliver value to their customers, employees and shareholders. Find more at [www.Ltinfotech.com](http://www.Ltinfotech.com) or follow us at [@LTI\\_Global](https://twitter.com/LTI_Global)